



TFFC 125 SUPPL VALVE RAL9010

Item no. 2448

Document type: **Product card**
Document date: **2019-06-11**
Generated by: **Systemair Online Catalogue**

Description

Function

The TFFC is a circular supply air valve for ceiling installation. The TFFC consists of a outlet frame cone and central diffuser deflector. The supply air valves are widely used in low volume fresh air or conditioned air supply to small to medium rooms.

By rotating the central diffuser assembly, the throw and pressure drop can be adjusted steplessly. Center diffuser assembly can be locked in place once the ideal performance is achieved.

Design

The TFFC is manufactured from sheet steel powder coated to white RAL-9010. Available in the following diameters: Ø80, Ø100, Ø125, Ø150, Ø160 and Ø200. With each air valve a mounting ring is supplied as standard.

USE

It is recommended that the TFFC to be used only for supply air, if used in Extract air application, the performance data will no longer be valid and pressurelosses will be much higher than anticipated.

Mounting

The TFFC is designed to fit directly into the mounting frame it is provided with. The mounting frame has internal grooves to provide easy installation on site by 1/4 turn of the air valve into the mounting ring. The mounting frame or directly onto the rigid duct or false ceiling then and connected to the flexible ducting.



Dimensions

	d	D	c
EFFC/TFFC 080	78	106	50
EFFC/TFFC 100	98	135	50
EFFC/TFFC 125	123	160	50
EFFC/TFFC 150	149	191	50
EFFC/TFFC 160	159	196	50
EFFC/TFFC 200	198	238	50

Get In Touch

Call: [0845 6880112](tel:08456880112)
 Email: info@adremit.co.uk

Our Address

Puravent, Adremit Limited, Unit 5a, Commercial Yard,
Settle, North Yorkshire, BD24 9RH



Acoustics

Sound attenuation, ΔL (dB)

		Mid-frequency band, Hz							
TFFC	63	125	250	500	1K	2K	4K	8K	
80	24	19	15	11	2	3	6	7	
100	22	17	13	10	2	2	7	8	
125	18	16	12	8	3	3	7	8	
150	18	15	11	9	4	5	7	9	
160	17	14	10	8	4	7	8	9	
200	16	13	9	7	5	9	8	8	

Sound power level, L_w

$L_w(\text{dB}) = L_{PA} + K_{OK}$ (L_{PA} = diagram, K_{OK} = table)

Correction factor K_{OK}

		Mid-frequency band, Hz							
TFFC	63	125	250	500	1K	2K	4K	8K	
80	16	9	6	0	-3	-11	-16	-20	
100	19	8	9	1	-7	-15	-19	-21	
125	24	10	4	-2	-8	-15	-20	-19	
150	23	11	5	-2	-9	-14	-19	-21	
160	23	11	5	-2	-9	-14	-18	-23	
200	19	9	8	0	-7	-13	-17	-21	
Tolerance	±6	±5	±2	±2	±2	±2	±2	±3	

Get In Touch

 Call: [0845 6880112](tel:08456880112)
 Email: info@adremit.co.uk

Our Address

Puravent, Adremit Limited, Unit 5a, Commercial Yard,
Settle, North Yorkshire, BD24 9RH

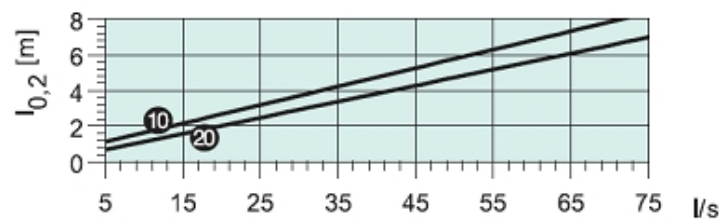
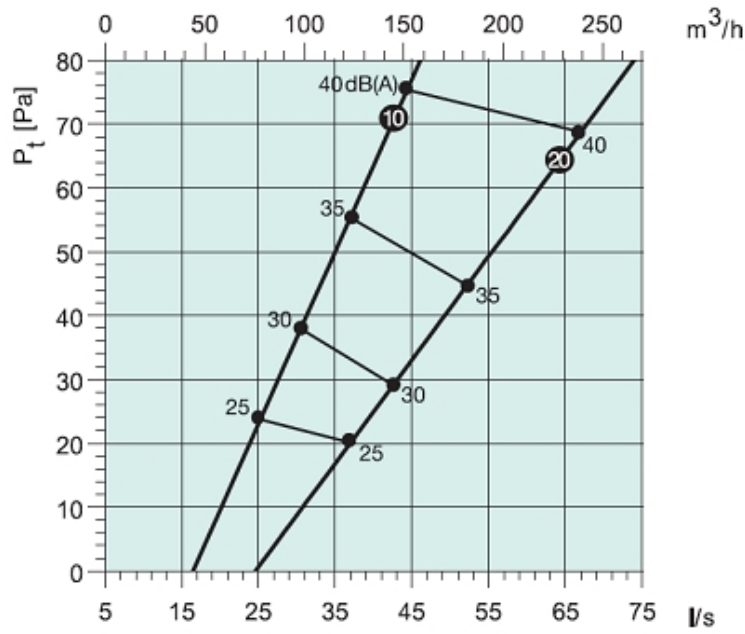
Diagram

The diagram shows

Air volume (l/s and m³/h), total pressure ΔP_t (Pa)

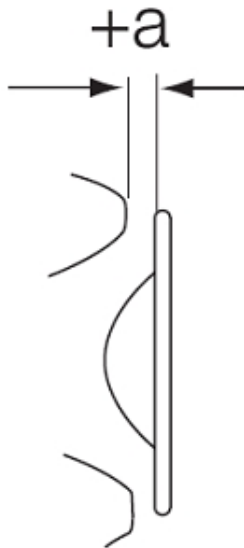
Throw l_{0,2} (m), with terminal velocity of 0.2 (m/s)

Sound pressure level L_{PA}



a= air gap in mm

For air gaps measurements of 10 and 20 mm



Specification text

Name: **TFFC 125 SUPPL VALVE RAL9010** | Item no.: **2448**

Document type: **Product card** | Document date: **2019-06-11** | Generated by: **Online catalogue**

3 / 3

Get In Touch



Call: [0845 6880112](tel:08456880112)



Email: info@adremit.co.uk

Our Address

Puravent, Adremit Limited, Unit 5a, Commercial Yard,
Settle, North Yorkshire, BD24 9RH