

FRQ5-4A+LED V2

Item no. 36229

Document type: **Product card**
 Document date: **2019-07-30**
 Generated by: **Systemair Online Catalogue**

Description

Speed controller with 5-step switch for 3~ fan

- Optimized frequency inverters for the control of one fan motor for frequency converter suitable isolation system and bearings e.g. IE2
- Integrated 5-Step switch
- Step0=0Hz; Step1=10Hz; Step2=20Hz; Step3=30Hz; Step4=40Hz; Step5=50Hz
- Potential-free operation notification
- Enable contact section
- Motor protection by connecting thermostats "TB" or thermistors "TP"
- Interference emission EN 61000-6-3
- Interference immunity EN 61000-6-2
- Parallel operation of several motors is not allowed
- Max. length of controller(poti) cable 100m
- Max. length of motor cable 10m (screened)
- Please note: Not suitable for external rotor motors

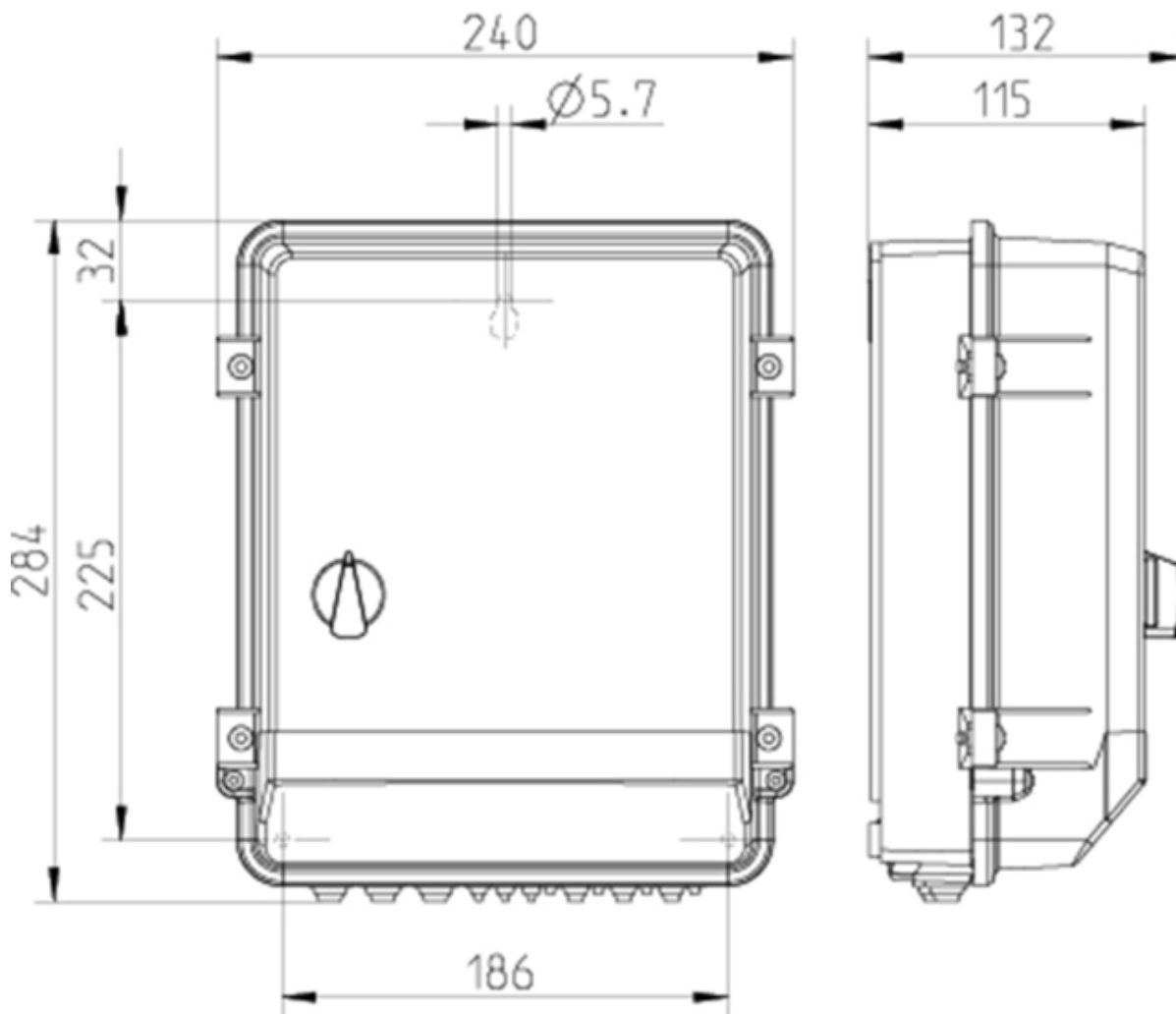
When operating with Explosion proof fans the FRQ has to be placed outside the EX zone!



Technical parameters

Nominal data		
Voltage range	208-480	V
Phase	3	~
Frequency	50	Hz
Max. current	4	A
Permitted max. ambient temperature	40	°C
Permitted relative humidity, non condensating	0-85	%RH
Enclosure class	IP54	
Weight	2,4	kg
Default group		
Recommended fuse, unit	10	A

Dimensions




Accessories

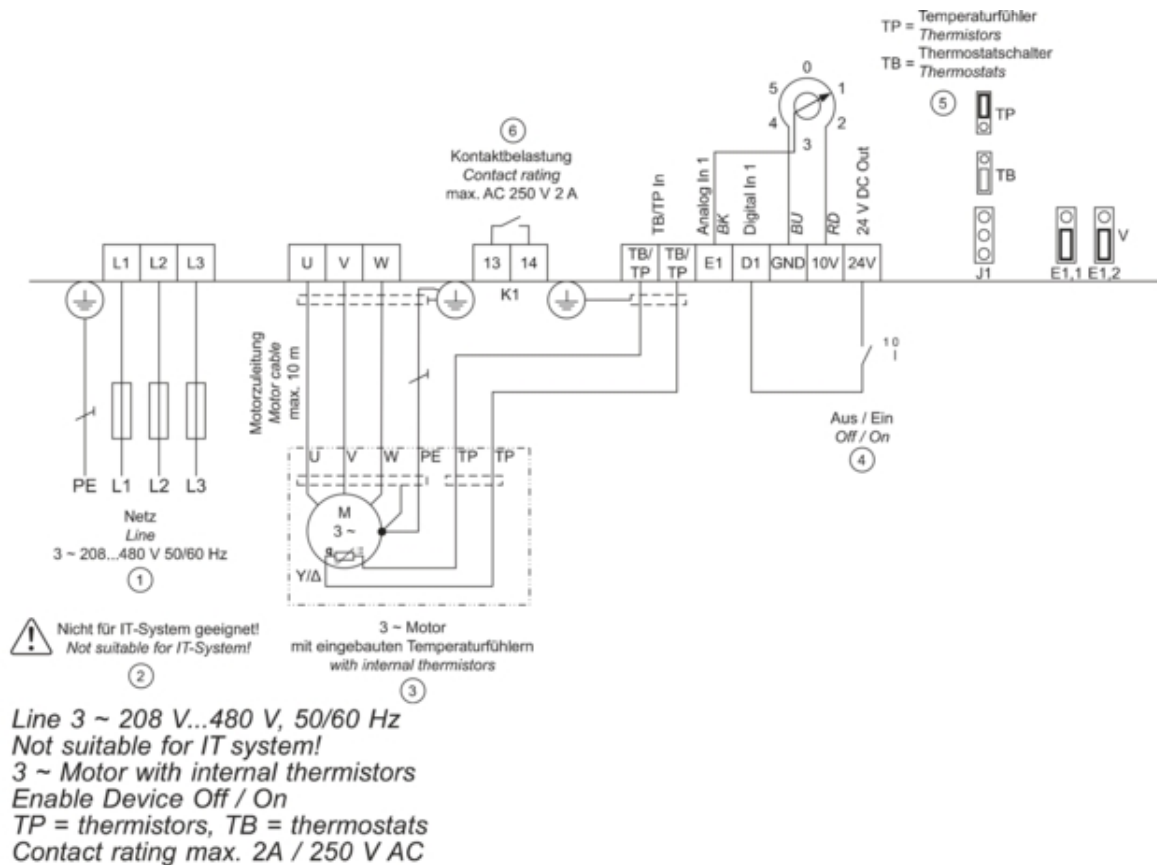
Electric accessories

[REV-5POL/05 incl. EMC KIT \(34549\)](#)

Documentation

 [IMO FRQ5-4A_10A_16A V2_EN.pdf \(707,91kB\)](#)

Wiring



Specification text

Frequency inverter for the control of one fan motor with frequency converter suitable isolation system and bearings e.g. IE2. Fan speed preset via integrated 5-step switch.

Step0=0Hz; Step1=10Hz; Step2=20Hz; Step3=30Hz; Step4=40Hz; Step5=50Hz

Enable contact section.

Potential-free operation notification.

Motor protection by thermal contact, PTC.

Interference emission EN 61000-6-3,

Interference immunity EN 61000-6-2.

Parallel operation of several motors is not allowed. Max. cable length external potentiometer 100m. Max. length of motor cable 10m (screened).

Caution: Not suitable for external rotor motors!

When operating with Explosion proof fans the FRQ has to be placed outside the EX zone!

Technical data:

Voltage: 208...480 V

Phase: 3 ~

Frequency: 50...60 Hz

max. current: 4 A

max. power: 1.5 kW

Recommended fuse: 10 A

Ambient temperature: 40 °C

Permitted rel. humidity, non-condensating: 85 %

Protection grade: 54 IP

Weight: 2.4 kg