

## KT 50-25-6

Item no. 1485

Version: 50 Hz; 400V 3~

Document type: **Product card**  
 Document date: **2019-07-10**  
 Generated by: **Systemair Online Catalogue**



### Description

- Swing-out
- Speed-controllable
- Integral thermal contacts
- Can be installed in any position
- Maintenance-free and reliable

The KT models have impellers with forward-curved blades and external rotor motors. The motor and impeller are mounted on the access cover to facilitate easy maintenance. The casing is manufactured from galvanised sheet steel. To protect the motor from overheating the fans have integral thermal contacts with external leads for connection to a motor protection device. The fans can be installed in any position and are easy to connect using the DS flexible connections. The KT fans have a pre-wired, integral terminal box.



### Technical parameters

Nominal data		
Voltage	400	V
Frequency	50	Hz
Phase	3	~
Input power (P1)	220	W
Current	0,44	A
Max. airflow	0,381	m³/s
R.p.m.	826	r.p.m.
Weight	16,5	kg
Temperature data		
Max. temperature of transported air	70	°C
Max. temperature of transported air when speed-controlled	70	°C
Sound data		
Sound pressure level at 3 m	43,7	dB(A)
Protection / Classification		
Insulation class		F
Enclosure class, motor		IP54

**ErP**

Energy class, basic unit

**E**

Energy class, basic unit option

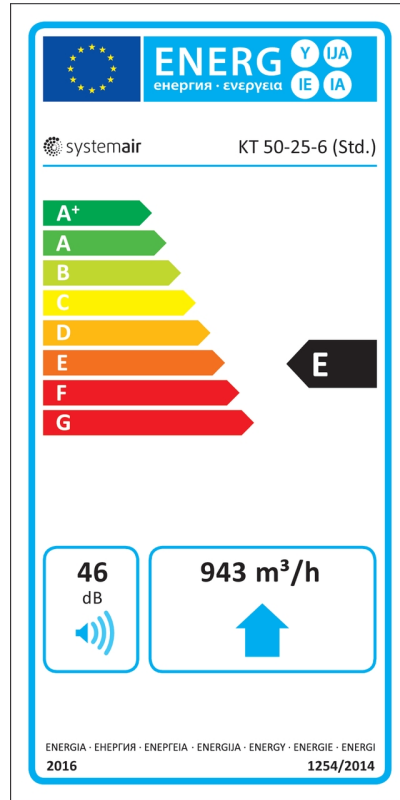
**B**

ErP ready

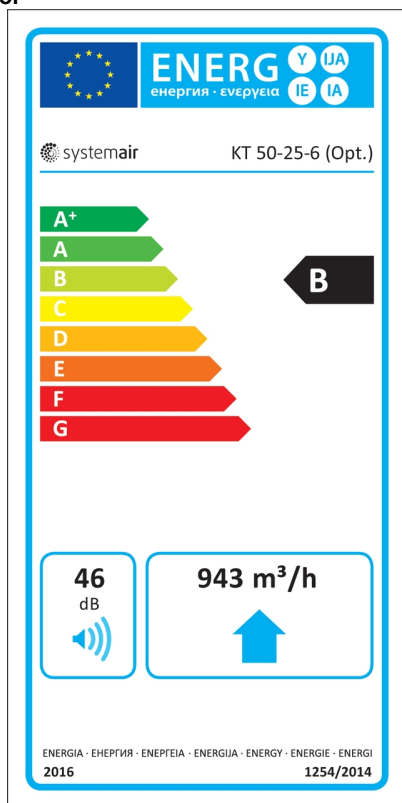
ErP 2016/ErP 2018

**Energy class label**

**Energy class, basic unit**

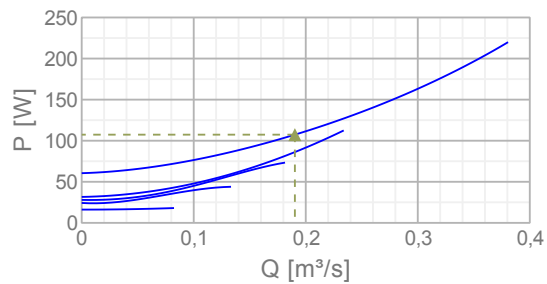
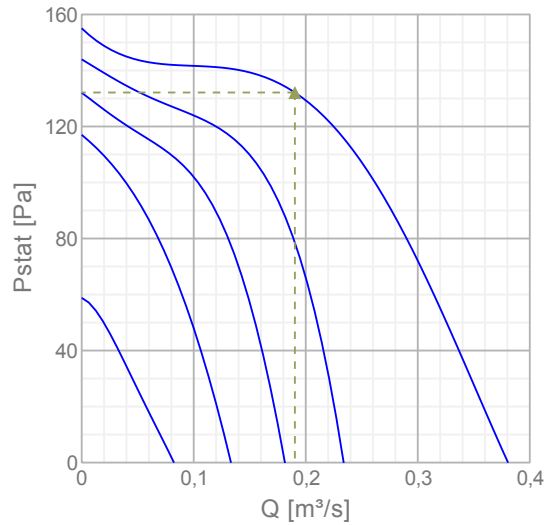


Energy class, unit with local demand control



Diagrams

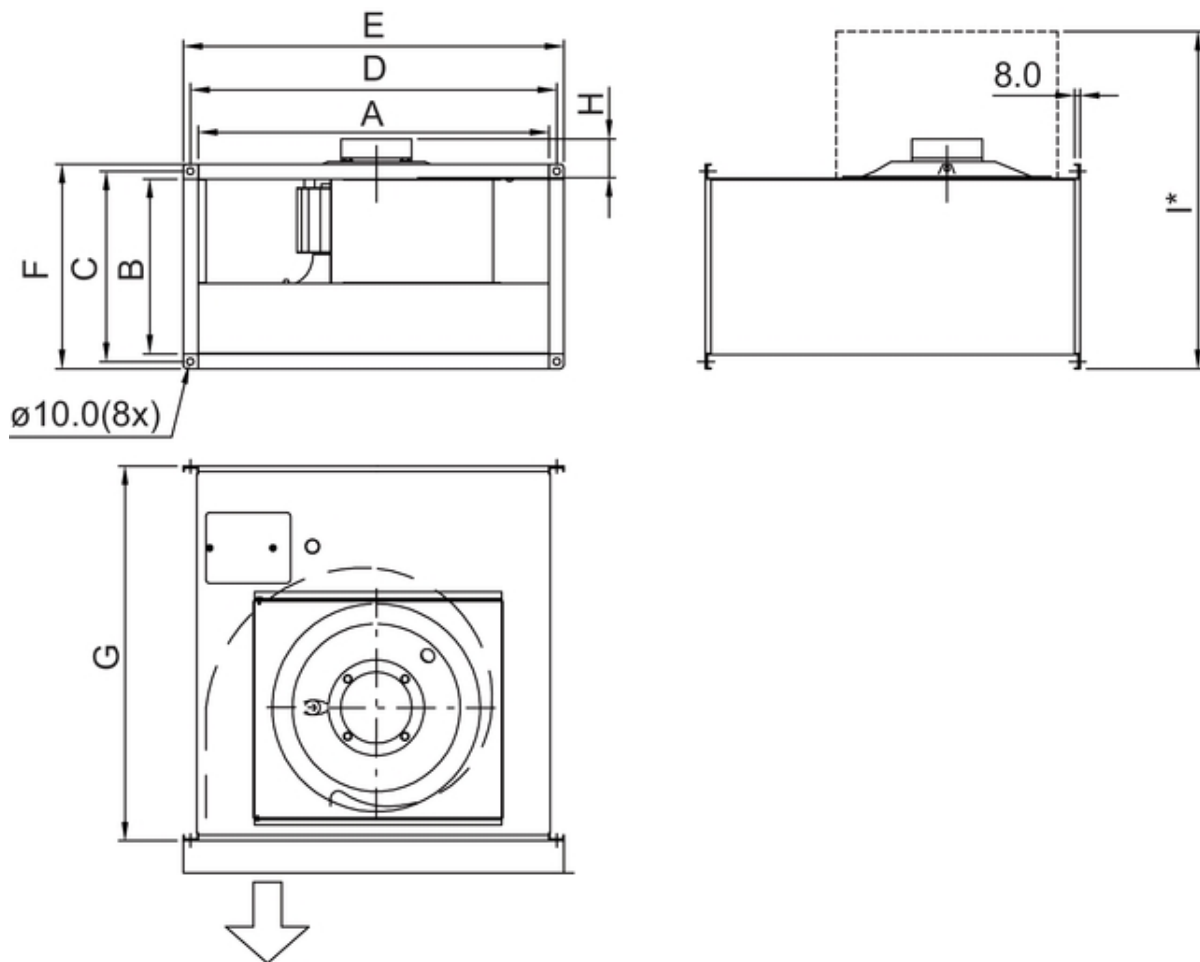
Diagrams



## Max efficiency

Hydraulic data										
▲ Working air flow										0,19 m³/s
▲ Working static pressure										132 Pa
▲ Power										107 W
Speed										940 r.p.m.
Current										0,31 A
SFP										0,564 W/(l/s)
Voltage										400 V
Sound power level		63	125	250	500	1k	2k	4k	8k	Tot
Inlet	dB(A)	52	59	55	52	54	53	50	44	63
Outlet	dB(A)	50	55	56	61	59	58	55	48	66
Surrounding	dB(A)	33	41	46	45	44	37	33	30	51

## Dimensions

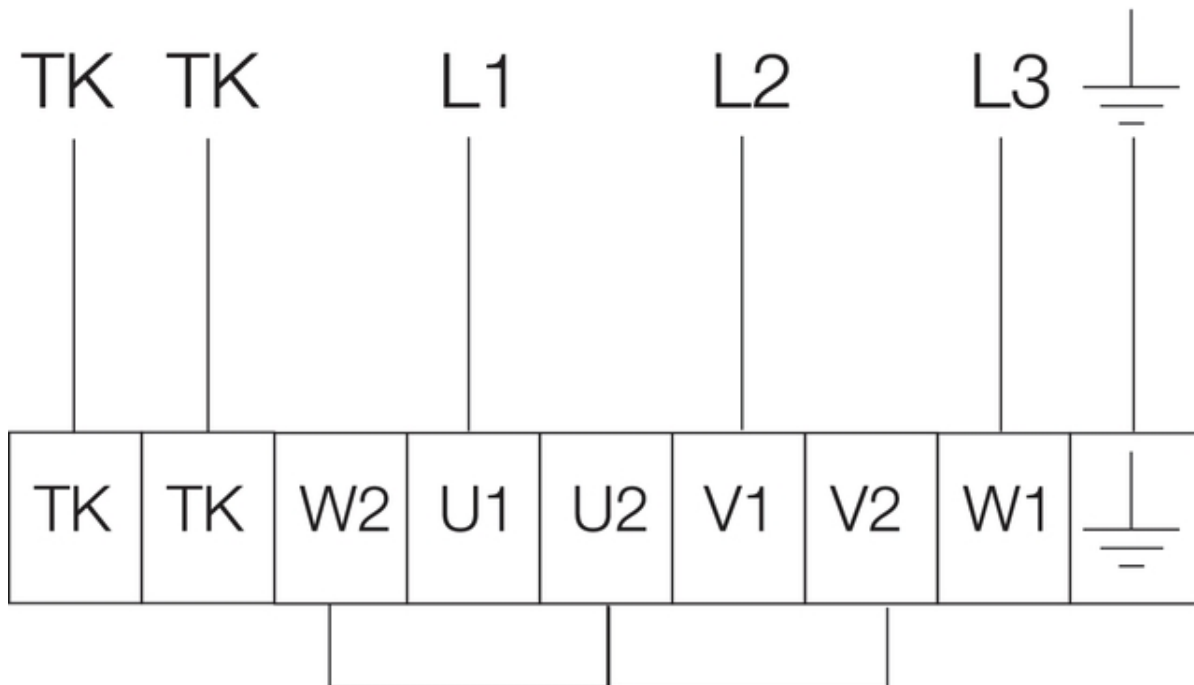


	A	B	C	D	E	F	G	H	I*
KT 40-20	398	198	220	420	440	240	502	32	530
KT 50-25	498	248	270	520	540	290	532	68	610
KT 50-30	498	298	320	520	540	340	562	68	695
KT 60-30	598	298	320	620	640	340	642	89	715
KT 60-35	598	348	370	620	640	390	717	92	805
KT 70-40-4	698	398	420	720	740	440	787	92	900
KT 70-40-6/8	698	398	420	720	740	440	787	92	900
KT 80-50	798	497	520	820	840	540	880	113	1090
KT 100-50	998	497	520	1020	1040	540	980	113	1140

I\* = Dimension with fully open hatch.

## Wiring

400V 3~



## Accessories

### Electric accessories

- [RTRD 2 Speed Cont. Systemair \(5941\)](#)
- [RTRDU 2 Speed contr. Systemair \(5945\)](#)
- [RT 0-30 Room Thermostat \(5151\)](#)
- [STDT 16 Motor Protection \(5152\)](#)
- [STDT 16E Motor Protection \(5153\)](#)
- [CO2RT-R-D Transmitter \(6993\)](#)
- [Presence detector/IR24-P \(6995\)](#)
- [DTV200 \(6261\)](#)
- [REV-5POL/07 ON/OFF \(33980\)](#)
- [DTV500A \(96807\)](#)

## Accessories

[RBM 50-25/15 400V/3 Duct heater \(5451\)](#)  
[PGK 50-25-3-2,0 Duct cooler \(6606\)](#)  
[VBR 50-25-2 Water heating batt \(5464\)](#)  
[VBR 50-25-4 Water heating batt \(5472\)](#)  
[LDR 50-25 Silencer \(5070\)](#)  
[FFK 50-25 Filter cassette rect \(1752\)](#)  
[DS 50-25 Flexible connection \(1542\)](#)  
[GFL 50-25 Counter flange \(2706\)](#)  
[VK-50-25 Louvre shutter \(5647\)](#)  
[WSG 50-25 weather prot. guard \(30590\)](#)  
[SRK 50-25 Class 3 Damper \(7021\)](#)  
[DXRE 50-25-3-2,5 Duct cooler \(7952\)](#)  
[RB 50-25/15-1 400V/3 Duct heat \(9629\)](#)  
[RB 50-25/22-2 400V/3 Duct heat \(9633\)](#)  
[RKT-SYS-500x250-S \(43630\)](#)  
[RK-SYS-500x250-R \(43644\)](#)  
[RK-SYS-500x250-S \(43653\)](#)

## Documentation



202341\_Fans\_Instructions\_CE\_A010.pdf (1,83MB)

## Specification text

Circular duct fan for easy and direct installation in ducts.  
Galvanized steel sheet housing.  
Service cover. The fan unit is mounted on the service cover for easy cleaning and maintenance.

Free-running, forward curved circular impeller made of galvanized steel sheet.  
Impeller acc. to VDI 2060, balancing quality G 6.3, dynamically balanced in two planes.

Voltage controllable external rotor motor (IP44), maintenance-free, the motor is placed inside the air flow for cooling. Integral thermal contacts acc. to EN 60335-2-80 with leads to a motor protection device. Speed-controlled by voltage reduction via transformer.  
Controllable via frequency inverter and all-pole sinusoidal filter.  
Terminal box on the casing.

For extract and supply air.  
Installation in any mounting position.

For indoor installation.