

# RVF 100 EC WALL FAN

Item no. 75068

Document type: **Product card**  
 Document date: **2019-06-24**  
 Generated by: **Systemair Online Catalogue**




## Description

- EC-motor with high efficiency throughout the entire fan performance range
- Less energy use, resulting in lower energy costs
- 100% speed controllable
- Pre-wired potentiometer (0-10V) that allows you to easily find the desired working point.
- Ventilation on demand - easy to adjust ventilation rate to actual need
- Low sound level throughout the entire fan performance range
- Integrated motor protection
- For mounting on external walls
- Useful where internal space is limited

### RVF 100 EC

The RVF models are exhaust-air fans for installation on external walls. The unit consists of an impeller with backward-curved blades and a casing in galvanized sheet steel with a white powder-paint coating. All ambient noise created by the fan is kept outside the building if it is installed on an external wall.



### EC

EC technology is intelligent technology; using integral electronic control which eliminates the slip losses in the motor and ensures that the motor always runs at optimal load and guarantees that the proportion of energy utilized effectively is many times higher and the energy usage considerably lower compared with AC motors.

EC fans are notable for their economical use of energy and excellent ease of control. They can be varied in speed to match the airflow demand, and operate at high efficiency levels. For the same air volume, they consume distinctly less energy than AC fan drives.

Another special feature of EC fans is their energy-saving potential not only at full load, but especially at part-load. When operating at part-load, the energy used is much lower than with an asynchronous motor of equivalent output. Reduced energy usage guarantees a drop in operating costs.

## Technical parameters

Nominal data		
Voltage	230	V
Frequency	50	Hz
Phase	1	~
Input power (P1)	88,4	W
Current	0,751	A
Max. airflow	0,109	m <sup>3</sup> /s
R.p.m.	3809	r.p.m.
Weight	4,2	kg
Temperature data		
Max. temperature of transported air	60	°C
Max. temperature of transported air when speed-controlled	60	°C
Sound data		
Sound pressure level at 3 m	45,2	dB(A)

## Protection / Classification

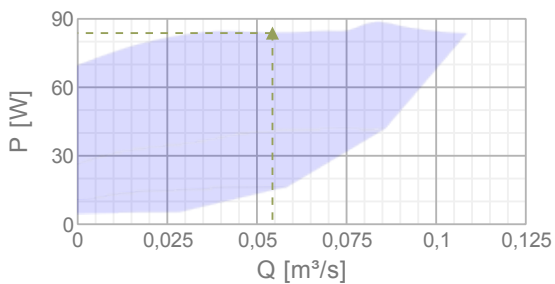
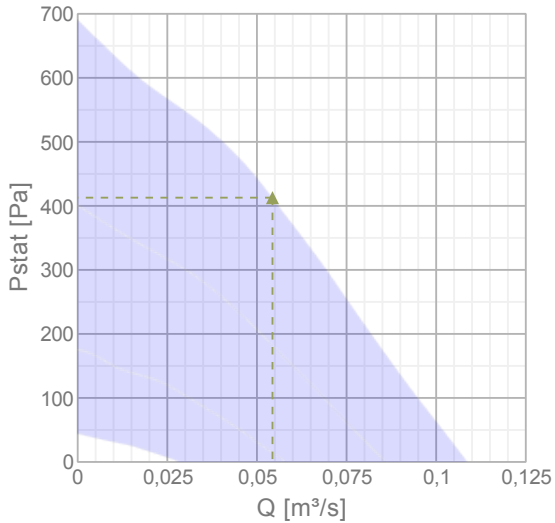
Insulation class	B
Enclosure class, motor	IP44

## ErP

ErP ready	ErP 2016/ErP 2018
-----------	-------------------

## Diagrams

### Diagrams



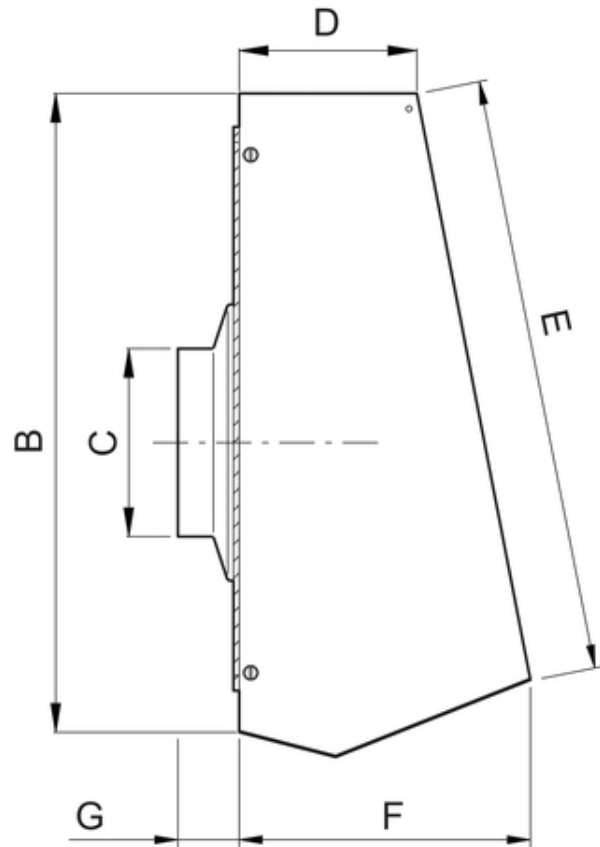
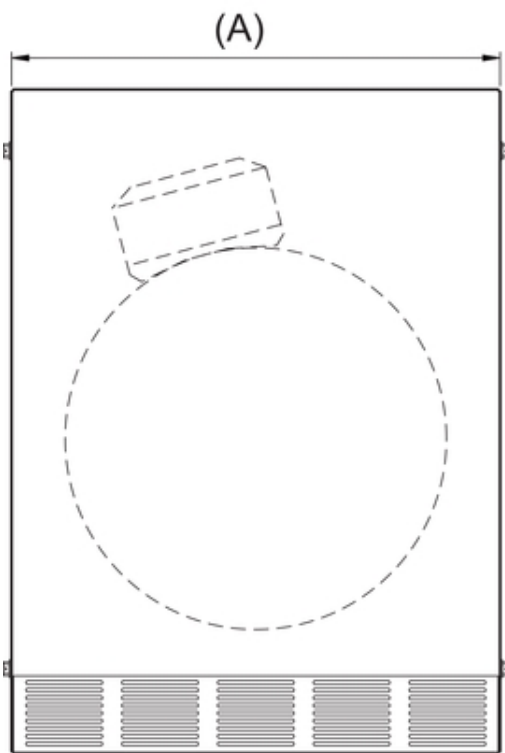
### Max efficiency

#### Hydraulic data

▲ Working air flow	0,0543 $m^3/s$
▲ Working static pressure	413 Pa
▲ Power	83,8 W
Speed	3936 r.p.m.
Current	0,716 A
SFP	1,54 W/(l/s)
Voltage	230 V

Sound power level		63	125	250	500	1k	2k	4k	8k	Tot
Inlet	dB(A)	57	65	71	76	72	68	63	56	79
Outlet	dB(A)	35	50	64	72	70	69	66	58	76

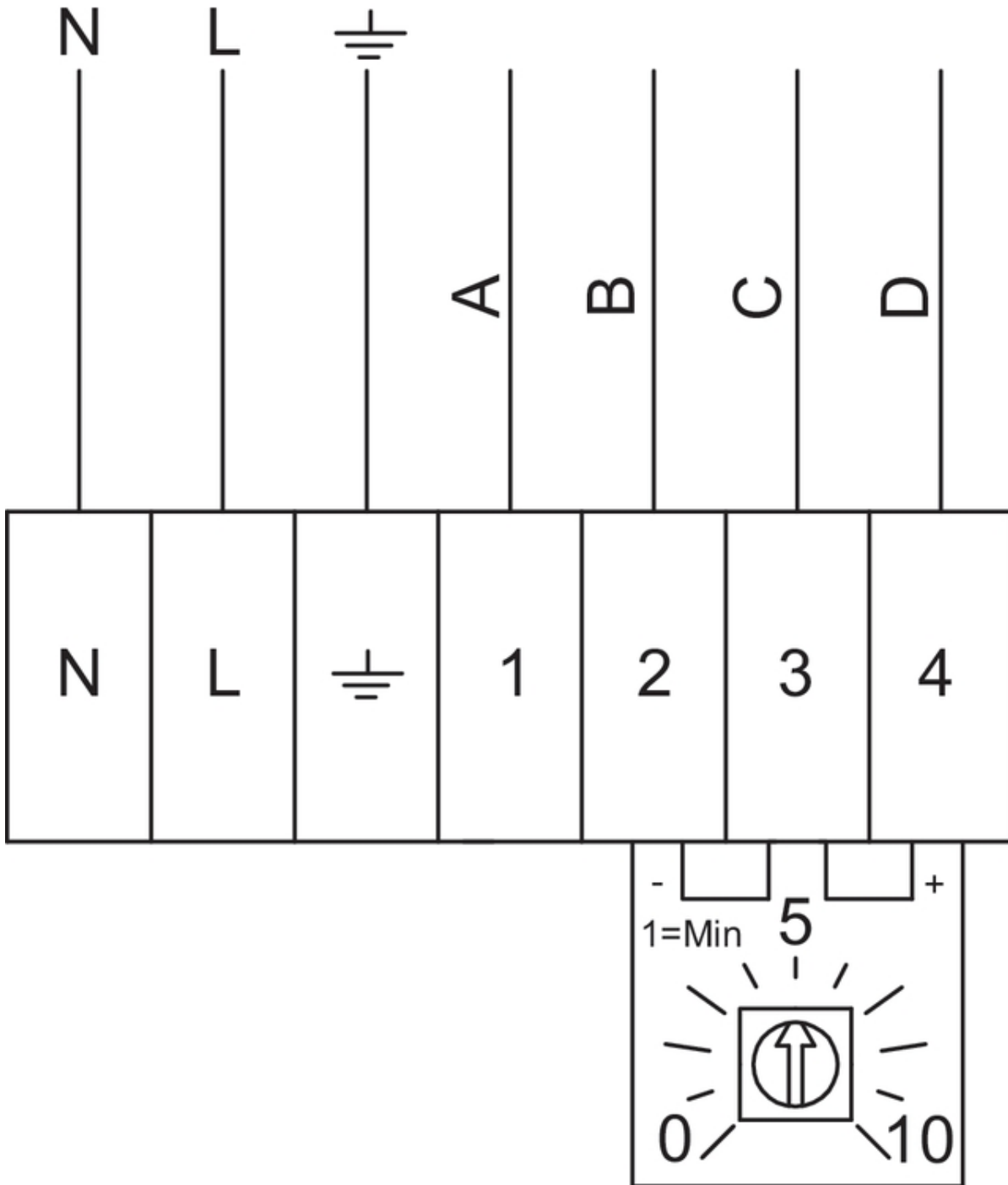
**Dimensions**



	A	B	C	D	E	F	G
RVF 100	255	333	100	92,7	311,3	152	32

Wiring

230V 1~



Terminal	Cable	Description
1	White	Tacho output, Isink max 10mA
2	Blue	GND
3	Yellow	Control input 0-10 VDC/PWM
4	Red	Output 10 VDC max 1.1 mA

## Accessories

### Electric accessories

[RT 0-30 Room Thermostat \(5151\)](#)  
[CO2RT-R-D Transmitter \(6993\)](#)  
[Presence detector/IR24-P \(6995\)](#)  
[MTV-1/010 Controller 0..10V+ \(30650\)](#)  
[DMD-C Pressure controller \(15793\)](#)  
[MTP 10, 10K, Speed control \(32731\)](#)  
[EC-Vent Room Unit \(3018\)](#)  
[EC-Vent control board \(3115\)](#)  
[REV-3POL/03 ON/OFF \(33978\)](#)  
[MTP 20, on/off, 3-step \(310220\)](#)  
[EC-Basic-H humidity \(24807\)](#)  
[EC-Basic-T temperature \(24805\)](#)  
[EC-Basic-U universal 0-10V \(24806\)](#)  
[EC-Basic-CO2 and temperature \(24808\)](#)  
[EC-Selector \(9908\)](#)  
[CXE/AVC Modbus \(37256\)](#)

### Accessories

[CB 100-0,4 230V/1 Duct heater \(5288\)](#)  
[CB 100-0,6 230V/1 Duct heater \(5376\)](#)  
[CBM 100-0,6 230V/1 Duct heater \(5479\)](#)  
[VBF 100 Water heating battery \(1724\)](#)  
[CWK 100-3-2,5 Duct cooler\\_circ \(30019\)](#)  
[VBC 100-2 Water heating batt \(5456\)](#)  
[LDC 100-600 Silencer \(5188\)](#)  
[LDC 100-900 Silencer \(5189\)](#)  
[FFR 100 Filter cassette \(1766\)](#)  
[FGR 100 Filter cassette \(1802\)](#)  
[FK 100 Fast clamp \(1607\)](#)  
[VKK-100 Back draft damper \(1623\)](#)  
[JGK-100 Wall Grid \(1630\)](#)  
[RSK-100 Back draft damper \(5597\)](#)  
[SG 100 Protection guard \(5606\)](#)  
[LDC 100-300 Silencer \(8180\)](#)  
[VBC 100-3 Water heating batt \(9838\)](#)

## Documentation

 [RVF\\_IMO\\_200529\\_SE\\_GB\\_A002\\_A5.pdf \(267,45kB\)](#)

 [RVF 100 EC .dxf \(32,43MB\)](#)